







Hetton Lyons Long Term Plan 23/24 – Year 3

	Autumn 1 7 weeks	Autumn 2 7 weeks	Spring 1 7 weeks	Spring 2 6 weeks	Summer 1 5 weeks	Summer 2 7 weeks
English Reading	<p>The Hodgeheg (F)</p> <p>Explanation (NF) how to cross the road (A hedgehogs guide)</p> <p>Grammarsaurus. Explanation text</p>	<p>Stone Age Boy (F)</p> <p>Stone Age (NF) Recount - Stone Age workshop making a fire.</p>	<p>Escape from Pompei (F) (3 weeks)</p> <p>Rocks bookS (NF) (2 weeks)</p> <p>Non-Chronological Report on Rocks</p> <p>Volcano Poems (2 weeks) Poetry</p>	<p>The Iron Man (F)</p> <p>Non chronological report-in the form of a leaflet (NF)</p>	<p>Egyptian Cinderella (F)</p> <p>Persuasive texts (NF) (maypole)</p>	<p>Instruction texts linked to healthy eating (NF)</p> <p>The Pied Piper of Hamelin (Poetry)</p>
Reading for pleasure	Hodgeheg I Lost my Granny in the Supermarket	Dave the Pigeon				
English Writing	<p><u>Narrative</u></p> <p>Hodgeheg</p> <p>To write a story in four parts, in the first person, with a definite ending.</p>	<p><u>Narrative</u></p> <p>Stone Age Boy</p> <p>To write a story in the third person organised into paragraphs,</p>	<p><u>Narrative</u></p> <p>Escape from Pompeii</p> <p>Re-tell or write their own story with varying voice and</p>	<p><u>Narrative</u></p> <p>The Iron Man</p> <p>To write a five part story with a strong dilemma,</p>	<p><u>Narrative</u></p> <p>The Egyptian Cinderella</p> <p>Write a story that has a problem and a resolution.</p>	<p><u>Narrative</u></p> <p>The BFG</p> <p>Write a story where dialogue</p>

	<p><u>Transform</u> Change into a third person story.</p> <p><u>Recount</u> History: Stone Age Survival Workshop Write a recount in a specific form of an event in chronological order, expressing time, place and cause using conjunctions, adverbs and prepositions.</p> <p><u>Transform</u> Write some event in a different form e.g. as a story, a letter or a diary.</p>	<p>ensuring that the sequence is clear. Some basic dialogue included.</p> <p><u>Transform</u> Revise how the sequence of the story is expressed through conjunctions, adverbs and prepositional phrases.</p> <p><u>Explanation</u> Science: Light and Dark Write a series of extended sentences, organised appropriately for a specific form to explain a process, ensuring relevant items are grouped together and</p>	<p>intonation to create a specific effect in the audience and sustain interest.</p> <p><u>Transform</u> Include dialogue to set the scene and present characters. Develop writing with a clear sense of purpose and intended effect on the reader</p> <p>Non-chronological report Write an information piece with a clear audience requiring an impersonal style and specific choice of language features for</p>	<p>using conventions of written dialogue to show the relationships between two characters and move the action forward.</p> <p><u>Transform</u> Revise one section of the story i.e. "problem". Use words and phrases to capture the readers' interest and imagination and select verbs carefully to describe actions, thoughts and feelings.</p> <p>Non-chronological report Write a non-chronological</p>	<p>Organise into paragraphs that include adverbs of time.</p> <p><u>Transform</u> Include detailed description of setting and time by using expanded noun phrases to give precise detail.</p> <p>Instructions Write increasingly complicated instructions with a clear audience ensuring they can be easily followed by the intended audience.</p> <p><u>Transform</u> Explore a range of organisational devices and use to transform the instructions,</p>	<p>is the drive to move the story on.</p> <p><u>Transform</u> Revise the dialogue to provide strong characterisation.</p> <p>Persuasion Present a persuasive point of view in the form of a letter, beginning to link points together, selecting style and vocabulary appropriate to the reader.</p> <p><u>Transform</u> Change the viewpoint of the author, selecting vocabulary appropriate</p>
--	---	--	---	--	--	--

		<p>sufficient details are included.</p> <p>Transform</p> <p>Provide a clear audience for the explanation adding appropriate diagrams / flow charts and vocabulary choices to support the explanation for the specific audience.</p>	<p>more formal writing.</p> <p>Transform</p> <p>Change the form of the non-chronological report so there is a change in structure and language features e.g. magazine article.</p> <p>Information Leaflet about Rocks</p>	<p>report about a subject researched in a specific form e.g. leaflet</p> <p>Transform</p> <p>Compare the subject in the leaflet to another similar subject using language of comparison and contrast.</p>	<p>evaluating the effectiveness.</p>	
Maths	Place Value Addition and Subtraction	Multiplication and Division A	Multiplication and Division B Length	Fractions Mass	Fractions Money Time	Shape Statistics
Science	Light	Plants 1	Rocks and soils	Forces and Magnets	Animals Including Humans	Plants 2
Computing	Online Safety (6weeks)	Coding (6 weeks)	Spreadsheets (3weeks) Touch Typing(4 weeks)	Email (4 weeks) Branching Data bases (2weeks)	presenting information Email (2 weeks)	Simulations

Geography	Where in the world is the UK?		Active Planet			
History		Stone Age to Iron Age			Egyptians	
R.E	What do Christians Learn From the Creation Story?	What is like for Someone to Follow God?	How do festivals and worship show what matters to a Muslim?	How do festivals and family life show what matters to Jews?	What kind of world did Jesus want? (Gospel)	How and why do people try and make the world a better place?
<p>PSHE/RSE Citizenship</p> <p>Each ½ term the following themes will be covered:</p> <ul style="list-style-type: none"> British Values Sex & Relationships Raising Aspirations Health & wellbeing Keeping Safe National Event/Wider World 	<ul style="list-style-type: none"> Personal Hygiene Tolerance Environment Goals Risk, Hazard and Danger Family  Black history month diversity 	<ul style="list-style-type: none"> Remembrance Charity Week Anti-Bullying Week  Rule of Law Inspirational Figures Dental Hygiene Road Safety 	<ul style="list-style-type: none"> British Values Sex & Relationships Raising Aspirations Health & wellbeing Keeping Safe National Event/Wider World 	<ul style="list-style-type: none"> Personal Hygiene Tolerance Environment Goals Risk, Hazard and Danger Family  Black history month diversity 	<ul style="list-style-type: none"> Rule of Law Inspirational Figures Dental Hygiene Road Safety 	
 The red flag demarcates lessons which link directly to RSE						

P.E	Indoor - Real PE Static Balance Outdoor -Tag Rugby	Indoor - Real PE Outdoor - Football	Indoor - Real PE Outdoor - hockey	Indoor - Real PE Outdoor- Basketball/net ball	Indoor - Real PE Outdoor - Kwik Cricket	Indoor - Real PE Outdoor - Athletics
Art and Design	Cave Art Painting use natural materials	Leaf rubbings	Printing repeating patterns - Mother's Day Painting- background wash and using a range of brushes for effect Link to volcanoes.	3D Art - Roch	Drawing Observational - portrait of Tutankamun	3D - Sculpt in Clay Canopic jars
Music	Charanga website Let your spirit fly (R&B, Motown, Soul)	Charanga website Glockenspiel 1	Charanga website Three Little Birds (Reggae and Bob Marley)	Charanga website The Dragon Song (music from around the World)	Charanga website Bringing Us Together (Disco)	Charanga website Reflect, Rewind and Replay
Design Technology		Textiles- sewing a calendar backstitch		Create a magnetic game.		Construction- create a frame structure. Link to 3d shapes nets.
French	All About Me	Months. colours	Animals	Games	Body parts	Food

Visits Enrichment	Visit from Bethany - Creation story. Blackberry picking	Stone Age Day	mosque visit		Museum visit linked to the Egyptians	
This Long term plan is subject to change						